

000759.SZ

436

1

199

1-51

15

16

.....	4
.....	5
.....	20
.....	21
.....	22
.....	23
.....	25
.....	26
.....	27
.....	39
.....	40



	2001 4 13
	2001 4 13
/	436
	957,046.2108
	91350000727900106T
	0591-83762200

29.21%



					%
1		1		71,440	100.00
2				23,547	100.00
3		S2		28,508	100.00
4		241		1,000	100.00
5				6,120	100.00
6				15,604	100.00
7		3		6,387	100.00
8		3 1#		1,680	100.00
9		A 9#-12#		4,167	100.00
10				1,000	100.00

					%
		1-2			
11		37		13,000	100.00
12		1-6 14		1,000	60.00
13		436		10,000	100.00
14		51		5,000	100.00
15		3		8,955	100.00
16		99		5,000	100.00
17		316		1,000	100.00

18

5.0

					%
		436			
26		1		12,369	100.00
27		30		8,086	100.00
28		18-2		7,075	100.00
29		96		1,000	100.00
30		46		1,000	100.00
31		6 4 5		1,000	100.00
32		8 2		1,000	100.00
33				3,510	100.00
34		42-1		12,000	100.00
35		108		30,000	100.00
36		189		1,000	100.00
37		168		1,000	100.00

38

					%
41		1 2 1287 217A		4,355	55.00
42				20,000	100.00
43		15 31			100.00
44		586 A -1		100,000	52.00
45				3,000	60.00
46		121 8 04		3,000	60.00
47		25 1 8 3 1		5,000	100.00
48		. A#1		2,000	100.00
49		11 9		30,000	100.00
50		8 2 6 B		10,000	55.00

	2017 3 31	2016 12 31	2015 12 31	2014 12 31
	2,987,155.78	2,943,821.46	2,030,410.41	1,547,957.08
	975,881.72	1,019,681.76	802,291.55	901,534.40
	2,011,274.06	1,924,139.71	1,228,118.85	646,422.69
	2017 1-3	2016	2015	2014
	1,526,138.91	4,923,164.58	4,214,482.96	3,672,680.30
	87,556.66	149,759.58	76,074.29	105,584.12
	91,215.83	155,649.00	79,732.55	108,429.12
	72,585.08	121,372.55	60,006.99	85,268.82
	2017 3 31 /2017 1-3	2016 12 31 /2016	2015 12 31 /2015	2014 12 31 /2014
	3.80%	8.50%	5.65%	13.92%
	32.67%	34.64%	39.51%	58.24%

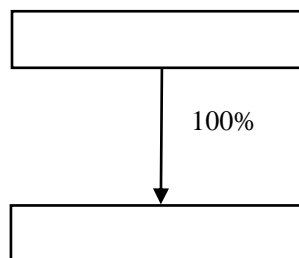
						-
						-
(Graham Denis Allan)						

						GammonChinaLimited  ( )

						CEO
						-
						(The Dairy Farm Company, Limited)
						-

						-
						-
						-

	2004 09 20
	2004 09 20
/	1
	71,440
	9150010576592546XY
	0591-83762200



10%

100%

1

2

	<b>2017 3 31</b>	<b>2016 12 31</b>	<b>2015 12 31</b>	<b>2014 12 31</b>
	231,820.29	385,752.11	294,197.30	300,561.93
	81,623.03	254,396.78	167,836.86	170,043.73
	150,197.26	131,355.33	126,360.44	130,518.20
	<b>2017 1-3</b>	<b>2016</b>	<b>2015</b>	<b>2014</b>
	344,195.26	1,184,838.76	1,112,838.85	1,070,116.23
	21,396.06	44,991.16	40,214.21	51,853.27
	22,166.97	44,708.20	40,891.06	


5%

	2010 05 24
	2010 05 24
	( )
/	199 1-51
	10,000
	91500106556752435R
	023-67769785

100%

					%
1		18-2		10,000	100.00

1

2

2017 3

--	--	--	--	--	--	--	--



12

2017 5 26

Ã20

170,255,458

25%

	68,202,800	10.01%	102,253,943	15.01%
	34,042,125	5.00%	34,042,125	5.00%
	33,959,390	4.99%	33,959,390	4.99%
	<b>136,204,315</b>	<b>20.00%</b>	<b>170,255,458</b>	<b>25%</b>



12

12

12

2015			9,776,675.09	2016
		165,778,530.57		
1,229,970.26	2017	1-3	14,988,491.00	

24

2015			9,776,675.09	2016
			165,778,530.57	
1,229,970.26	2017	1-3	14,988,491.00	
			24	
2017	4	13		
55%	45%		10,000	
			5,500	
		3	2	1
		1		1

1	2017	1	-5	0
				0
2	2017	6		26,210,227 ,
			7.51 / 8.80 /	0
3	2017	7		7,840,916 ,
			8.73 / 9.21 /	0

	<b>2017 3 31</b>	<b>2016 12 31</b>	<b>2015 12 31</b>	<b>2014 12 31</b>
	751,414.27	809,748.34	429,356.60	209,269.98
	95,258.65	144,076.86	8,156.80	5,929.31
	10,154.84	48,690.47	10,154.84	11,124.54
	151,331.91	144,299.74	106,304.43	130,237.67

	2017 3 31	2016 12 31	2015 12 31	2014 12 31
	21,167.69	29,222.20	21,167.69	31,295.58
	1,169.69	-	-	208.53
	-	40.00	104.00	80.00
	127,565.70	126,849.29	94,920.29	83,470.22
	<b>961,598.73</b>	<b>1,004,949.05</b>	<b>792,931.72</b>	<b>889,323.41</b>
	340.00	307.00	599.75	100.00
	9,323.50	9,353.87	3,846.54	4,544.91
	4,619.50	5,071.83	4,913.54	4,136.28
	<b>14,283.00</b>	<b>14,732.70</b>	<b>9,359.83</b>	<b>12,210.99</b>
	<b>975,881.72</b>	<b>1,019,681.76</b>	<b>802,291.55</b>	<b>901,534.40</b>
	957,046.21	957,046.21	406,753.61	325,443.56
	650,689.28	651,140.01	567,538.64	81,615.08
	-	7.38	-	-
	31,813.07	41,476.16	31,813.07	23,601.21
	344,560.82	270,185.18	216,660.73	213,154.27
	1,993,779.85	1,919,854.94	1,222,766.05	643,814.12
	17,494.21	4,284.77	5,352.80	2,608.57
	<b>2,011,274.06</b>	<b>1,924,139.71</b>	<b>1,228,118.85</b>	<b>646,422.69</b>
	<b>2,987,155.78</b>	<b>2,943,821.46</b>	<b>2,030,410.41</b>	<b>1,547,957.08</b>

	2017 1-3	2016	2015	2014
	<b>1,526,138.91</b>	<b>4,923,164.58</b>	<b>4,214,482.96</b>	<b>3,672,680.30</b>
	1,526,138.91	4,923,164.58	4,214,482.96	3,672,680.30
	<b>1,439,359.28</b>	<b>4,790,901.12</b>	<b>4,132,593.40</b>	<b>3,589,244.43</b>
	1,206,697.20	3,929,192.70	3,378,543.76	2,950,688.88
	5,405.47	21,898.60	20,653.50	17,565.92
	195,970.76	716,523.12	637,653.79	526,387.61
	33,285.88	128,854.12	96,990.82	82,807.78
	-2,008.18	-7,419.62	-2,458.00	10,408.77

	<b>2017 1-3</b>	<b>2016</b>	<b>2015</b>	<b>2014</b>
	1,209.53	1,852.21	1,209.53	1,385.47
	-1,789.69	749.15	1,520.38	191.45
	2,566.72	16,746.96	-7,335.64	21,956.81
	-1,244.05	-12,130.62	-8,927.75	-472.85
	<b>87,556.66</b>	<b>149,759.58</b>	<b>76,074.29</b>	<b>105,584.12</b>

	<b>2017 1-3</b>	<b>2016</b>	<b>2015</b>	<b>2014</b>
	-	112,828.27	6,534.00	4,100.00
	98,420.51	156,800.50	8,781.72	7,753.26
	42,572.67	143,965.27	131,288.71	119,829.86
	39,898.20	209,020.91	81,827.51	82,825.05
	248,500.00	192,100.00	102,400.00	2,440.00
	330,970.87	545,086.18	315,516.23	203,135.02
	<b>-232,550.36</b>	<b>-388,285.68</b>	<b>-306,734.51</b>	<b>-195,381.76</b>
	15,000.00	635,693.97	570,409.43	204.62
	15,000.00	1,800.00	3,340.00	-
	68,909.00	-	-	211,150.00
	<b>83,909.00</b>	<b>635,693.97</b>	<b>570,409.43</b>	<b>211,354.62</b>
	-	-	144,379.80	157,802.00
	40.00	61,117.04	51,269.77	40,584.81
	40.00	104.00	80.00	-
	40.00	61,117.04	195,649.57	201,046.81
	<b>83,869.00</b>	<b>5.00</b>		

	2016 12 31	2015 12 31	2014 12 31
	52,443.7	53,522.82	63,640.04
	415.13	263.11	194.28
	16,652.81	9,561.07	11,539.02
	57,920.50	8,729.35	8,650.33
	107,106.43	73,694.18	63,908.61
	5,646.22	2,030.16	
	240,184.80	147,800.69	147,932.29
	71,321.33	71,256.6	71,768.69
	38,908.58	39,352.27	42,920.83
	861.43	344.23	278.27
	766.37	1106.98	1447.59
	33,619.28	34,216.79	36,125.59
	90.33	119.74	88.66
	145,567.32	146,396.61	152,629.64
	385,752.11	294,197.30	300,561.93
	40,752.22	27,812.14	39,735.55
	32,008.98	15,291.40	9,653.85
	11,794.03	8,350.08	8,749.39
	2,387.76	4,258.80	12,772.37
	165,606.82	110,214.96	97,208.08

	<b>2016 12 31</b>	<b>2015 12 31</b>	<b>2014 12 31</b>
	252,549.80	165,927.39	168,119.25

	2016	2015	2014
	44,991.16	40,214.21	51,853.27
	1,694.00	1,604.97	1,635.36
	1,976.96	928.12	1,260.49
	546.68		0.00
	44,708.20	40,891.06	52,228.14
	6,713.31	5,048.82	7,617.34
	37,994.89	35,842.24	44,610.81

	2016	2015	2014
	1,342,465.10	1,249,959.95	1,196,593.78
	56,224.18	17,749.72	27,841.64
	1,398,689.28	1,267,709.67	1,224,515.42
	1,138,602.08	1,066,900.85	981,217.35
	73,063.81	72,083.88	62,790.01
	29,239.01	35,422.65	22,592.03
	112,856.62	54,450.34	60,769.77
	1,353,761.52	1,228,857.72	1,127,369.15
	<b>44,927.77</b>	<b>38,851.95</b>	<b>97,146.26</b>
	0.00	2,645.62	1,818.43
	37.53	63.70	78.08
	37.53	2,709.32	1,896.51
	13,044.42	11,678.50	22,371.38

	2016	2015	2014
			37,051.67
	13,044.42	11,678.50	59,423.05
	<b>-13,006.89</b>	<b>-8,969.18</b>	<b>-57,528.54</b>
	33,000.00	40,000.00	30,000.00
	33,000.00	40,000.00	30,000.00
	<b>-33,000.00</b>	<b>-40,000.00</b>	<b>-30,000.00</b>
	<b>-1,079.12</b>	<b>-10,117.23</b>	<b>9,619.73</b>
	53,522.82	63,640.04	54,020.31
	<b>52,443.70</b>	<b>53,522.82</b>	<b>63,640.04</b>

2014    2015    2016

[2015]    351FC0152


[2016]    351FC0075                      [2017]

	2016 12 31	2015 12 31	2014 12 31
	6,236.45	2,756.52	2,255.26
	1,282.21	254.53	81.62
	7,174.76	2,982.15	975.42
	359,658.46	30,537.82	32,439.66
	39,843.89	35,636.46	42,216.46
	2,095.96	491.43	2,440.00
	416,291.74	72,658.90	80,408.43
	40,108.27	40,075.94	40,331.53
	39,233.14	39,304.75	39,684.17
	6,506.69	629.45	322.48
	12,991.29	13,413.54	13,714.41
	530.19	115.26	73.30
	56.56	56.61	72.09
	99,426.14	93,595.54	94,197.99
	515,717.88	166,254.45	174,606.42
	145,412.70	121,538.52	130,901.44
	378.71	72.24	434.29
	282.96	210.16	180.46
	5,744.95	2,161.25	3,620.35
	310,635.41	1,362.45	2,544.59



	2016 12 31	2015 12 31	2014 12 31
	462,567.44	125,452.16	137,681.12
	307.00	375.34	
	4,975.13		
	462.08	462.08	462.08
	5,744.21	837.42	633.08
	468,311.65	126,289.59	138,314.20
	10,000.00	10,000.00	10,000.00
	5,000.00	5,000.00	4,229.22
	32,406.23	24,964.86	22,062.99
	47,406.23	39,964.86	36,292.21
	515,717.88	166,254.45	174,606.42

	2016	2015	2014
	766,938.48	679,516.00	568,868.60
	766,938.48	679,516.00	568,868.60
	733,196.36	651,531.35	547,294.38
	720,457.17	638,388.47	536,494.76
	1,829.38	1,110.40	819.64
	8,873.94	7,478.31	6,041.82
	1,768.72	4,349.02	3,644.00
	-31.45	-21.96	-8.19
	298.60	227.11	302.35
	32.33	16.75	3274.38

	<b>2016</b>	<b>2015</b>	<b>2014</b>
	33,774.46	28,001.40	24,848.61
	2,108.20	1,575.92	307.35
	10.71	464.64	120.06
	0.32		
	35,871.95	29,112.68	25,035.90
	5,430.58	4,440.03	3,766.67
	30,441.37	24,672.65	21,269.23



	2016	2015	2014
			29,690.97











			000759
			436 1 199 1-51
5%	1		
	A 33,959,390 68,202,800 34,042,125 4.99% 10.01% 5.00% 20.00%		

	<p style="text-align: center;">A</p> <p style="text-align: center;">0</p> <p style="text-align: center;">34,051,143</p> <p style="text-align: center;">0</p> <p style="text-align: center;">0%</p> <p style="text-align: center;">5%</p> <p style="text-align: center;">0%</p>
12	
6	

--	--

---

2017 7 11